



News

MicroStation XM Release Candidate 1 Released

It's almost here! Set to be commercially released at BE Conference 2006 in Charlotte, NC on May 21, Bentley's MicroStation XM is in it's final testing stages and the Release Candidate is now available for download for Bentley SELECT Services subscribers.

Be sure to download it and try it out!

Legal Stuff:

We do not sell Bentley products. MicroStation and InRoads are Bentley products and trademarked as such. We only offer this information as a benefit to our subscribers.

Events

<< back to top

Bentley:

- BE Conference 2006 - May 21-25, 2006 - Charlotte, NC
BE Conference Europe 2006 - June 11-15, 2006 - Prague, Czech Republic

Others:

- 2006 ASCE Wisconsin Section Spring Technical Conference - March 23, 2006 Sheraton Madison Hotel - Madison, WI - Meet us there!

Are there TMC Meetings, Seminars, Trade shows, and Conferences you think are interesting? Let us know and we will add them to our newsletter.

IN THIS ISSUE

- 1. News
2. Events
3. MicroStation tip
4. InRoads tip
5. Open enrollment classes
6. On-site training

SPREAD THE WORD

Spread the word. Pass this newsletter on to a friend. If a friend forwarded this issue to you, sign up for your own copy.

QUICK LINKS

- Click for past issues.



MicroStation Tip

<< back to top

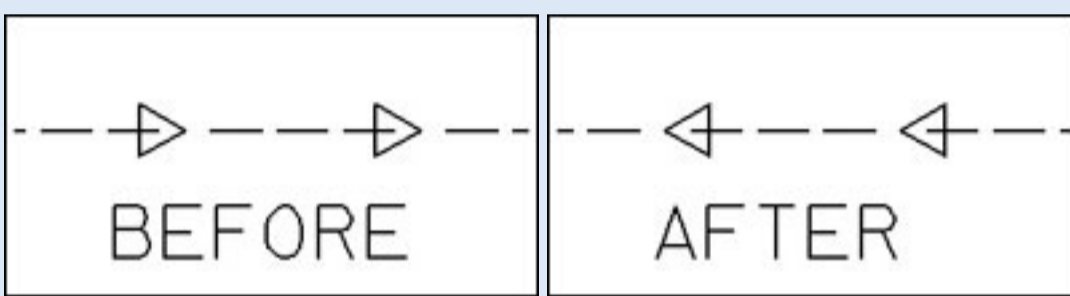
Change Direction of Linestyles

Some custom linestyles have directional symbols such as arrows. If you need to change the direction of the linestyle you can use one of the two options.

Toolbar

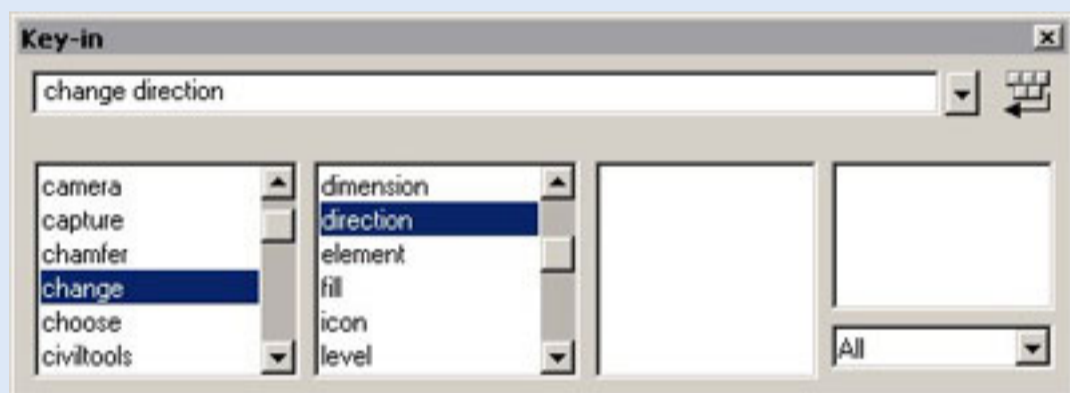
Open the Modify Curves toolbar from the pulldown menu:

Tools > B-Spline curves > Modify Curves



Key-in

From the key-in browser you can use the key-in "change direction"



[ Tip Archives ]

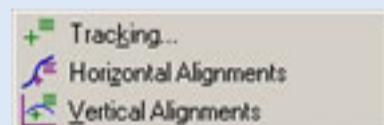
InRoads Tip

<< back to top

Interactive Alignment Information

Information relative to either a horizontal or vertical alignment can be provided interactively by InRoads.

Selecting Tools > Tracking will present 3 solutions.



Solution 1 - Tracking

Selecting this mode provides station, offset (and other) information relative to the active horizontal alignment. Additionally this mode reports on the elevation of the active surface. Entering a data point in the MicroStation view while interactively tracking will write selected information to the CAD file.

Solution 2 - Horizontal Alignments

This mode also reports station and offset, however the elevation reflects the active vertical alignment. Values are displayed in the InRoads explorer pane and can not be posted to the MicroStation view.

Solution 3 - Vertical Alignments

This mode is for use in profile displays. The information tracked is station, elevation, and grade. This information is also displayed in only the InRoads explorer pane.

[ Tip Archives ]

Open Enrollment Classes

<< back to top

Open-Enrollment Classes With Seats Available.

Table with 3 columns: Course Name, Dates, Location. Includes MicroStation V8 - User Update, MicroStation V7 - Fundamentals, InRoads - Site, etc.

On-Site Training

<< back to top

How you can benefit from onsite training

- Eliminates travel expenses.
Option of working with your data vs. "off-the shelf" material.
You can train twice as many people compared to offsite classes.
Project work can double as training material.
Your computers, your network, your facilities, your schedule.
Flat rate from us, no hidden or undefined costs

With as few as 3 or 4 students, onsite training can save you money.

- Find out more.
Request a quote for training customized to your needs.

Our Guarantee

We want your investment in training to be a smart business decision. Therefore, any student can retake any class for any reason without incurring additional registration fees. Just that simple.