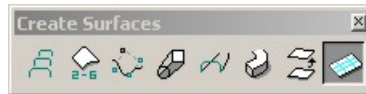




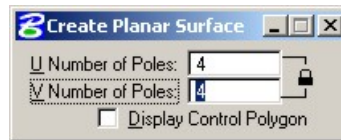
Adding a wave to a planar surface

Have you ever wanted to add a wave to your flat planar surface? These steps should lead you in the right direction.

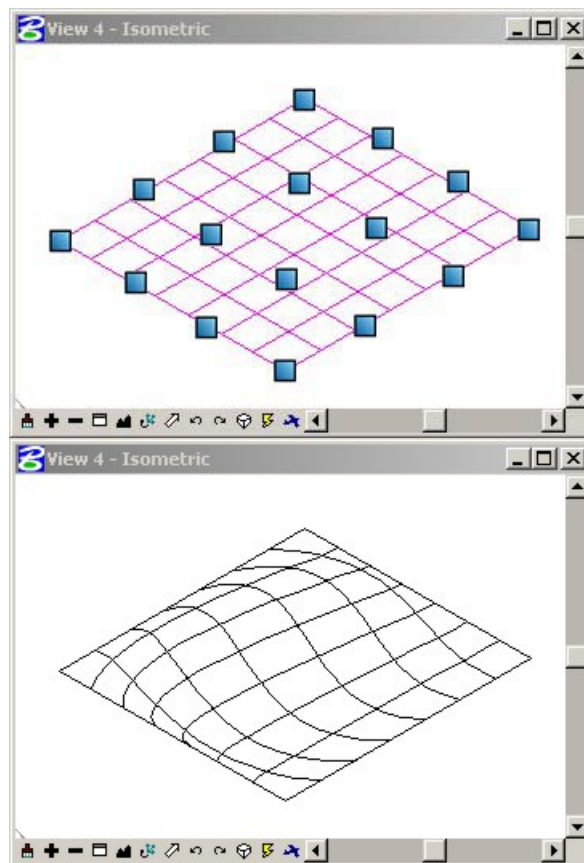
1. From the pull-down menu:
Tools>Surface Modelling>Create Planar Surface



2. Enter how many handles you would like on each side.



3. Your planar surface will come up with your desired amount of handles. You can pull or move these handles in any direction to warp your surface.





The Envision Group, Inc.

MicroStation & InRoads | EDUCATION•CONSULTING•SUPPORT•VISUALIZATION

8517 Excelsior Drive, Suite 205
Madison, WI 53717-1995
608.836.3903 Phone
608.662.9043 Fax

4. Deselect the plane and you're all set!

[Robert Mecham](#) is a partner with the firm [The Envision Group](#) in Madison, WI. The firm specializes in MicroStation and the InRoads Suite of products. In addition to providing training for MicroStation & InRoads, they offer visualization services and consulting for clients throughout the United States.